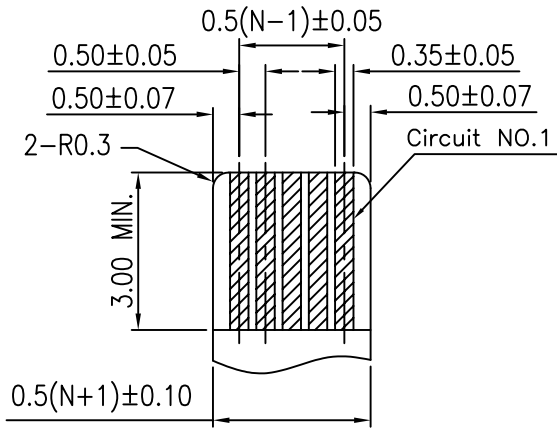


RECOMMEND PCB LAYOUT
GENERAL TOLORANCE ± 0.10



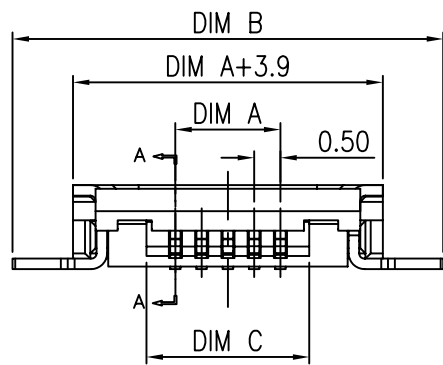
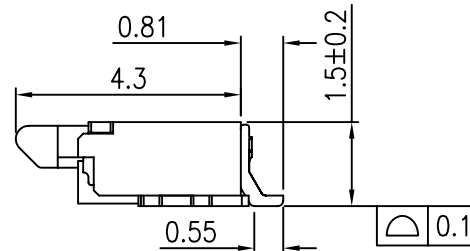
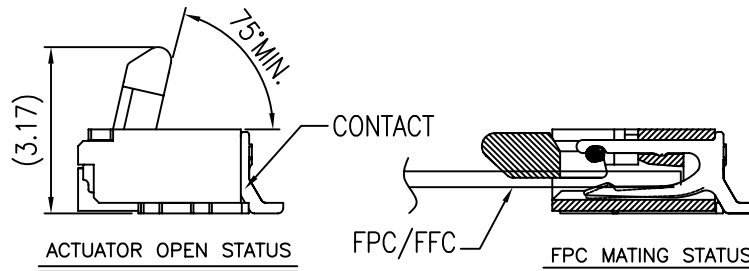
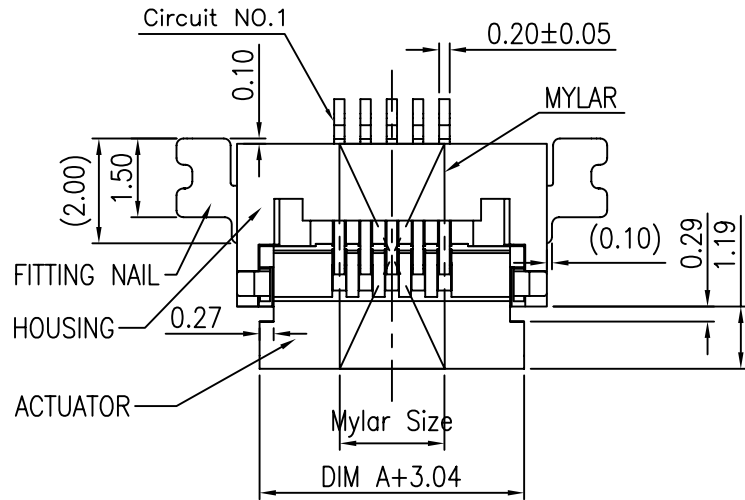
APPLICABLE FPC/FFC LAYOUT
FPC/FFC THICKNESS $0.30 \pm 0.03 \text{mm}$

NOTES:

- MATERIAL:
 - HOUSING: THERMOPLASTIC, HIGH TEMP.,UL94V-0;
 - CONTACT: COPPER ALLOY
 - FITTING NAIL:COPPER ALLOY
 - ACTUATOR: THERMOPLASTIC, HIGH TEMP.,UL94V-0;
- PLATING:
 - CONTACT:
 - 50 μ " MIN. NICKEL UNDERPLATNG OVERALL .
 - 1: GOLD FLASH OVERALL.
 - N: 100 μ " MIN. MATTE TIN PLATNG OVERALL.
 - FITTING NAIL:
 - 50 μ " MIN. NICKEL UNDERPLATING OVERALL.
 - 1: GOLD FLASH PLATNG OVERALL.
 - N: 100 μ " MIN. MATTE TIN UNDERPLATNG OVERALL.
- REFLOW SOLDER CAPABLE TO 260°C
PER ACES SPEC.
- SPEC. PLS. REFER TO PS-50507-XXXXX-XXX
- PACKAGE PLS. REFER TO 91519-XXXXX-TRP
OR 91519-XXXXXW-TRP
- PART NUMBER
50675-XXX X X-XXX

CKTS	XXX	HOUSING COLOR	ACTUATOR COLOR	TAPE & REEL PACKING
	W01	BLACK	NATURAL	91519-XXXCRW
	001	BLACK	NATURAL	91519-XXXCR

PLATING
1:GOLD FLASH OVERALL
N: MATTE TIN(LEAD FREE)



CKTS	DIM A			M/S	CKTS	DIM B			M/S
	± 0.05	± 0.20	± 0.05			± 0.05	± 0.20	± 0.05	
4	1.50	7.7	2.60	3.0	29	14.00	20.2	15.10	10.0
5	2.00	8.2	3.10		30	14.50	20.7	15.60	
6	2.50	8.7	3.60		31	15.00	21.2	16.10	
7	3.00	9.2	4.10		32	15.50	21.7	16.60	
8	3.50	9.7	4.60		33	16.00	22.2	17.10	
9	4.00	10.2	5.10		34	16.50	22.7	17.60	
10	4.50	10.7	5.60		35	17.00	23.2	18.10	
11	5.00	11.2	6.10		36	17.50	23.7	18.60	
12	5.50	11.7	6.60		37	18.00	24.2	19.10	
13	6.00	12.2	7.10		38	18.50	24.7	19.60	
14	6.50	12.7	7.60	39	19.00	25.2	20.10		
15	7.00	13.2	8.10	40	19.50	25.7	20.60		
16	7.50	13.7	8.60	41	20.00	26.2	21.10		
17	8.00	14.2	9.10	42	20.50	26.7	21.60		
18	8.50	14.7	9.60	43	21.00	27.2	22.10		
19	9.00	15.2	10.10	44	21.50	27.7	22.60		
20	9.50	15.7	10.60	45	22.00	28.2	23.10		
21	10.00	16.2	11.10	46	22.50	28.7	23.60		
22	10.50	16.7	11.60	47	23.00	29.2	24.10		
23	11.00	17.2	12.10	48	23.50	29.7	24.60		
24	11.50	17.7	12.60	49	24.00	30.2	25.10		
25	12.00	18.2	13.10	50	24.50	30.7	25.60		
26	12.50	18.7	13.60	51	25.00	31.2	26.10		
27	13.00	19.2	14.10	52	25.50	31.7	26.60		
28	13.50	19.7	14.60	53	26.00	32.2	27.10		

一般公差 TOLERANCES X ± 0.5 XX ± 0.15 X ± 0.25 XXX ± 0.1 ANGLES $\pm 2^\circ$		宏致電子股份有限公司 Aces Electronic Co.,Ltd.	
檢驗尺寸標示 SYMBOLS \odot \ominus INDICATE CLASSIFICATION DIMENSION MARK IS CRITICAL DIM. MARK IS MAJOR DIM.		品名 (TITLE) 0.5 mm Pitch Easy on FPC Conn. S/T R/A H=1.5 mm 圖號 (DWG.NO) 50675-XXXXX-XXX	
表面處理 (FINISH)		比例 (SCALE) 單位 (UNITS) \odot 6:1 mm	
製圖 (DR) 11/01/19 K.J.SHAO 審核 (CHKD) CARL 核准 (APPD) JASON		張數 (SHEET) 1 OF 1 尺寸 (SIZE) A4 版次 (REV) D	